

PCM-1625B

UNPACKING INSTRUCTIONS

The PCM-1625B has been packed to protect the exterior during shipping and storage. Complete the following steps to uncrate the PCM-1625B:

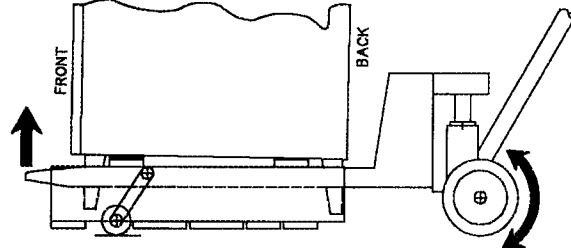
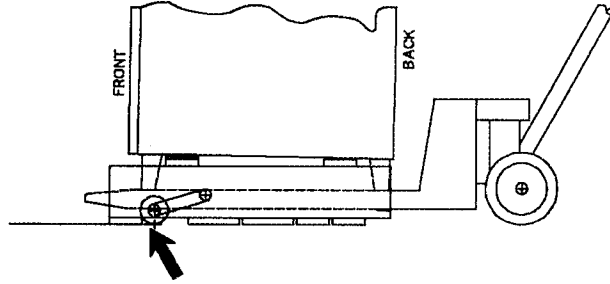
See Figure 1 (opposite side of page) for moving machine into location.

WARNING

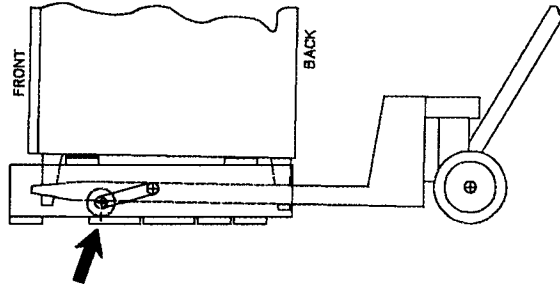
The metal or nylon bands around the shipping tube are under considerable tension. Stand to the side when cutting these bands. The ends of the bands can be sharp after cutting, if metal. Wear gloves and eye protection to avoid injury while handling.

1. Cut the bands near the pallet. Remove and dispose of the bands.
2. Lift off the top cap.
3. Lift the shipping tube up and off the machine. In the event ceiling clearance is insufficient to do this, see step 3a.
- 3a. Cut the shipping tube from top to bottom along one of the vertical edges **BEING CAREFUL NOT TO DAMAGE MACHINE**, and remove the shipping tube.
4. Remove the foam packing, corner packing, and top packing from the machine.
5. Follow steps 2 through 5 (opposite side of the page) for removing the machine from the pallet.
6. There are two envelopes taped to the inside of the delivery pan. One of these envelopes is labeled DOOR KEY, and the other envelope is labeled MONEY BOX.
7. Insert the key in the lock with the cut edge facing left. Turn the key clockwise 180°. Pull the T-handle out and turn it counterclockwise 90°.

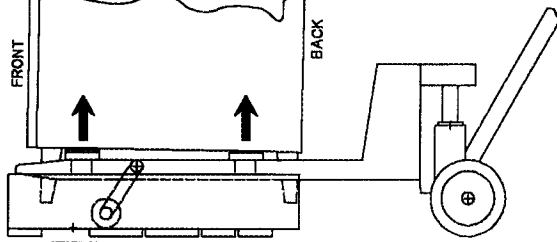
1. The machine must be trucked from the BACK. Position the front wheels of the pallet truck behind the front board before lifting the machine and pallet.



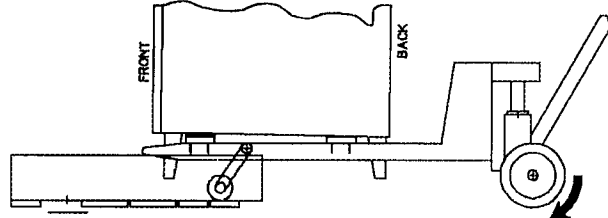
2. To remove the machine from the pallet at its final location, move the pallet truck's wheels up onto the lower boards as shown.



3. Raise the pallet truck forks. The machine and the two top boards should separate from the lower portion of the pallet.



4. Roll the machine off of the back of the pallet.



5. Carefully lower pallet truck forks. Remove the 2 loose boards noted in step 3 above. Remove pallet truck.



CRANE NATIONAL VENDORS

DATE: January 20, 1995
TO: Nina LaBoube
Dick Gauthier
Herb McCartney
Sam Patti
Pat Reed
FROM: Jim Bower
SUBJ: Modification to document part number 2350035

Due to input from USPS personnel, a slight modification was made to the subject document. Since the document has not been printed and distributed to the USPS, said modifications were deemed not sufficient to generate a new revision level. Therefore, please discard the previous copy of this document I released to you on 1/17/95 and replace it with the attached. Thank you.

Jim Bower